



CINTA



84359 • 3/4" gold wave shadowbox, 1 3/16" rabbet




84360 • 3/4" silver wave shadowbox, 1 3/16" rabbet



84361 • 3/4" black wave shadowbox, 1 3/16" rabbet



84356 • 3/4" gold wave emboss, 5/8" rabbet



84357 • 3/4" silver wave emboss, 5/8" rabbet



84358 • 3/4" black wave emboss, 5/8" rabbet

# CINTA

*Cinta is a collection of delicate ornamental profiles, offering designers fresh options for 2025 and beyond.*

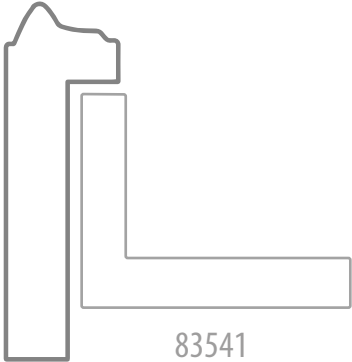
*The linear embossed ribbon pattern on the 3/4" profile creates an elegant edge, adorning with patterns of light reflecting on gold and silver leaf (84356-57 and 84359-60).*

*The collection's shadowbox depth profile has a rabbet depth of 1 3/16", providing framers with an array of design applications. Beyond traditional three-dimensional shadowbox framing, these can be used on a multitude of stretcher depths for paintings and prints on canvas. Additionally, these are ideal edge embellishments for stacking frames, and are another great **Floatmate** combination used with floater style 83541.*

*Cinta is a terrific picture framing solution for both modern and traditional genres of artwork. It can just be the touch of decorative detail for integrating contemporary works into transitional interior design scheme. Likewise, it lends a hint of simplicity and softness to blend traditional art into present-day interiors.*



△ Art (above): *Multicolore VII*, B. Brouchard c.2022



◀ **Cinta for Floatmate**

Cinta's shadowbox profile is the perfect Floatmate accompaniment, with its narrow face keeping with the cleanliness of a floater frame's nature for canvas paintings, canvas prints and face mounted art. Styles 84539, 84360, and 84361 perfectly nests the slender face of floater style 83541, the preferred choice of Floatmate combinations.

